

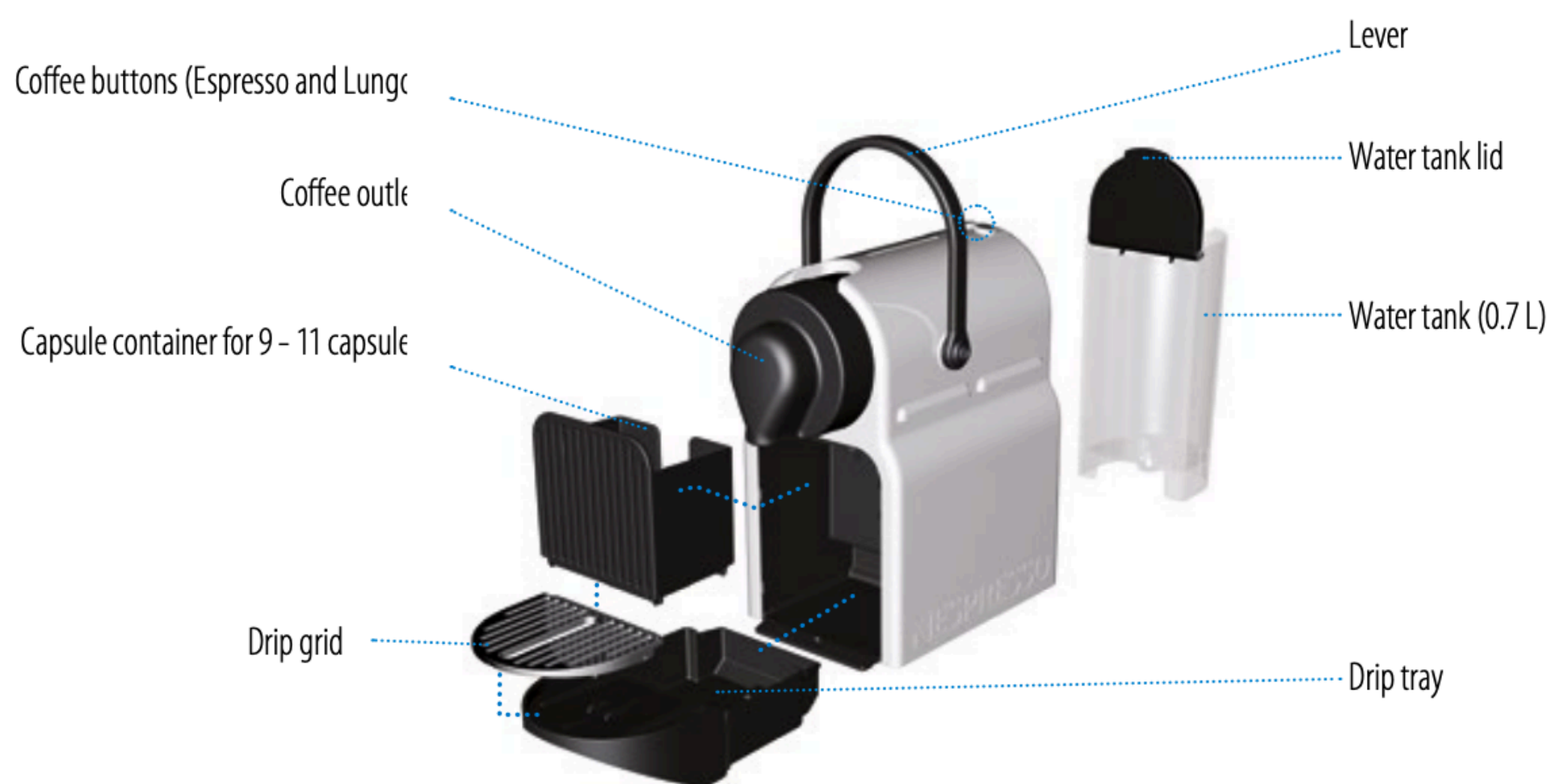
# NESPRESSO COFFEE MAKER

## Quick User Guide




**Nespresso**, an exclusive system creating the perfect Espresso, time after time. All machines are equipped with a unique extraction system that guarantees up to **19 Bar** pressure.

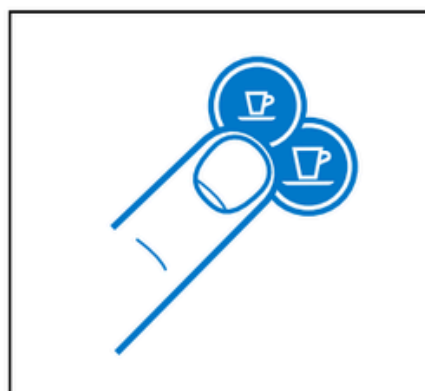
### OVERVIEW



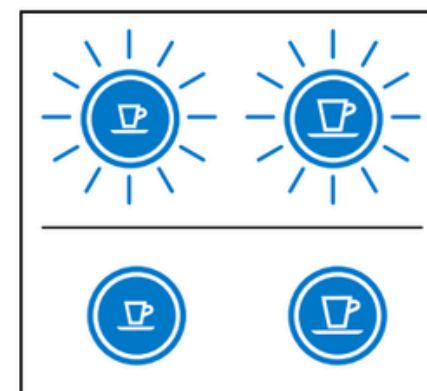
### COFFEE PREPARATION



1. Rinse then fill the water tank with potable water.



2. Press the Espresso or Lungo button to activate the machine.



Blinking Lights: heating up (25 sec.)

Steady Lights: ready



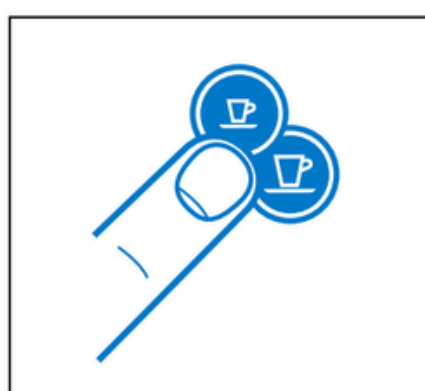
3. Lift the lever completely and insert a Nespresso capsule.

**⚠ CAUTION:** never lift lever during operation and refer to the safety precautions to avoid possible harm when operating the appliance.

**ℹ NOTE:** during heat up, you can press either coffee button while blinking. The coffee will then flow automatically when the machine is ready.



4. Close the lever and place a cup under the coffee outlet.



5. Press the Espresso (40 ml) or the Lungo (110 ml) button to start. Preparation will stop automatically. To stop the coffee flow or top up your coffee, press again.



6. Remove the cup. Lift and close the lever to eject the capsule into the used capsule container.